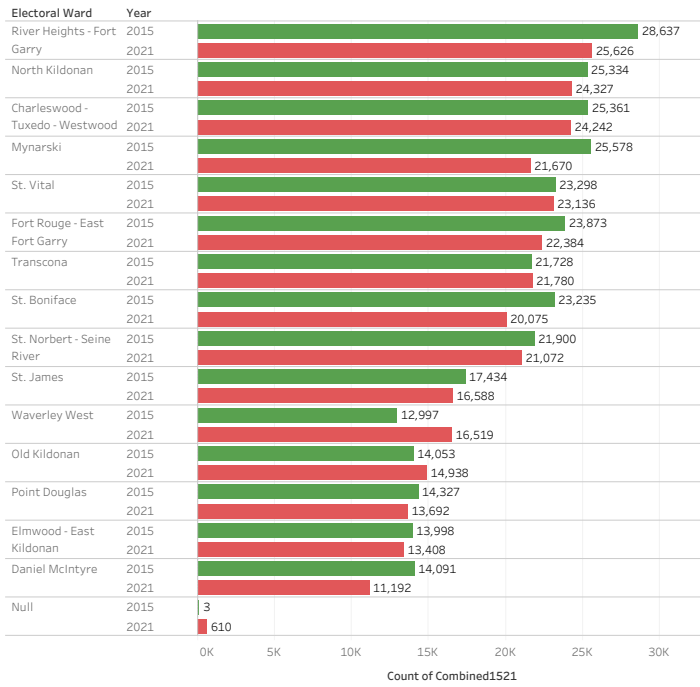


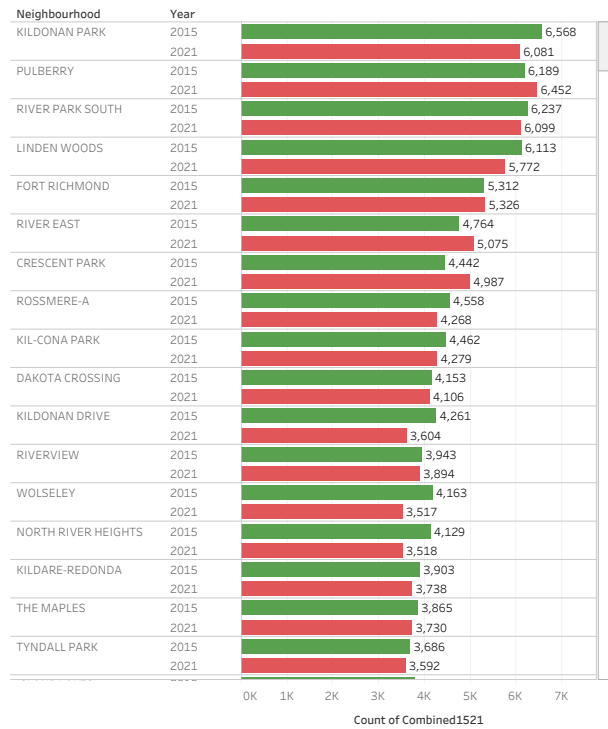
Tree Counts on Public Lands, 2015 vs. 2021

Year	Electoral Ward	Neighbourhood	Tree Species
All	All	All	All

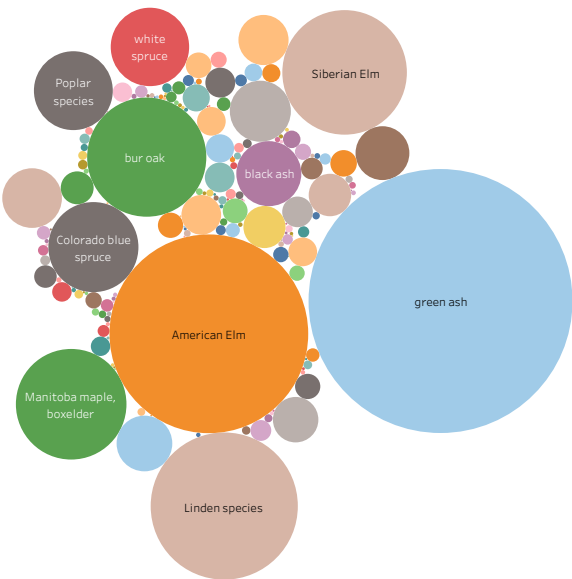
Tree Counts by Ward 2015 vs. 2021



Tree Counts by Neighborhood 2015 vs. 2021



Trees by Species, 2021



Total Tree Counts by Ward 2015 vs. 2021

Electoral Ward	Year	
	2015	2021
River Heights - Fort Garry	28,637	25,626
North Kildonan	25,334	24,327
Charleswood - Tuxedo - W..	25,361	24,242
Mynarski	25,578	21,670
St. Vital	23,298	23,136
Fort Rouge - East Fort Gar..	23,873	22,384
Transcona	21,728	21,780
St. Boniface	23,235	20,075
St. Norbert - Seine River	21,900	21,072
St. James	17,434	16,588
Waverley West	12,997	16,519
Old Kildonan	14,053	14,938
Point Douglas	14,327	13,692
Elmwood - East Kildonan	13,998	13,408
Daniel McIntyre	14,091	11,192
Null	3	610
Grand Total	305,847	291,259

Total Tree Counts, by Neighborhood 2015 vs. 2021

Neighbourhood	Year	
	2015	2021
KILDONAN PARK	6,568	6,081
PULBERRY	6,189	6,452
RIVER PARK SOUTH	6,237	6,099
LINDEN WOODS	6,113	5,772
FORT RICHMOND	5,312	5,326
RIVER EAST	4,764	5,075
CRESCENT PARK	4,442	4,987
ROSSMERE-A	4,558	4,268
KIL-CONA PARK	4,462	4,279
DAKOTA CROSSING	4,153	4,106
KILDONAN DRIVE	4,261	3,604
RIVERVIEW	3,943	3,894
WOLSELEY	4,163	3,517
NORTH RIVER HEIGHTS	4,129	3,518
KILDARE-REDONDA	3,903	3,738
THE MAPLES	3,865	3,730
TYNDALL PARK	3,686	3,592
ISLAND LAKES	3,794	3,476
RICHMOND WEST	3,560	3,435
WHYTE RIDGE	3,490	3,317
CRESTVIEW	3,496	3,301
JEFFERSON	3,590	3,064
GARDEN CITY	3,456	3,177
WESTWOOD	3,414	2,969
VALLEY GARDENS	3,090	3,044
MEADOWS	2,963	3,119
ROYALWOOD	2,955	3,125
WINDSOR PARK	3,432	2,270
CRESCENTWOOD	2,948	2,610
SPRINGFIELD NORTH	2,782	2,758
CANTERBURY PARK	2,468	2,826
ST. JOHN'S	2,894	2,278
WAVERLEY HEIGHTS	2,662	2,464
ROSSMERE-B	2,626	2,490
MANDALAY WEST	2,512	2,430

Trees by Species

Common Name	Year	
	2015	2021
green ash	87,122	84,337
American Elm	58,735	47,804
Linden species	24,669	26,207
Siberian Elm	19,634	18,774
bur oak	16,319	17,186
Manitoba maple, boxelder	13,949	14,802
Colorado blue spruce	9,890	9,814
Poplar species	7,767	7,526
black ash	9,734	5,113
white spruce	7,006	7,441

Park Boulevard Trees

Park Boul	Year	
	2015	2021
Back Lane		189
Back Yard		12
Boulevard	222,827	196,844
Front Yard		24
Golf Course		14
Natural		118
Other		142
Park	83,020	93,905
Riverbank		7
Side Yard		4
Grand Total	305,847	291,259